

2013 PURSUIT AWARENESS TRAINING

Presented by
Lt. John Farrell
Lt. Robert Plummer

GOALS

- To increase awareness and proficiency in monitoring vehicular pursuits, which are low- frequency, high-liability events

OBJECTIVES

- Explain practical examples
- Discuss pursuit awareness
- List items to consider in a pursuit
- Identify policy concerns
- Identify what went well or what is in need of refinement
- Cite use of P.I.T. and define Stop Sticks

DISCRETION

- Policy cannot cover every aspect of a pursuit.
- This class will provide you with N.R.S., department policy, and guidelines to help you make better decisions on vehicle pursuits.

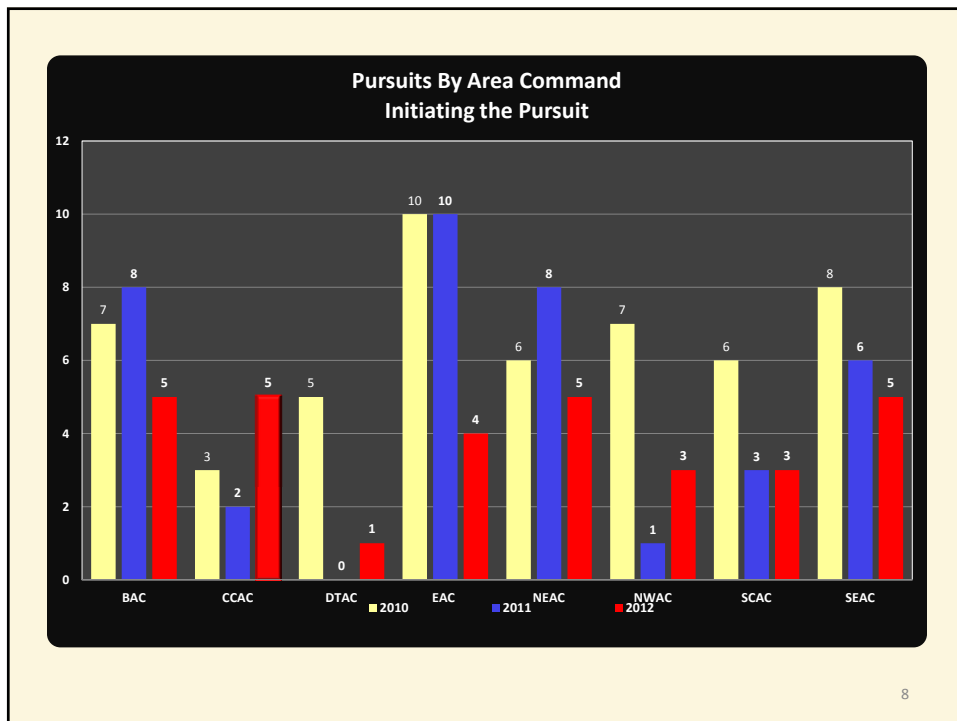
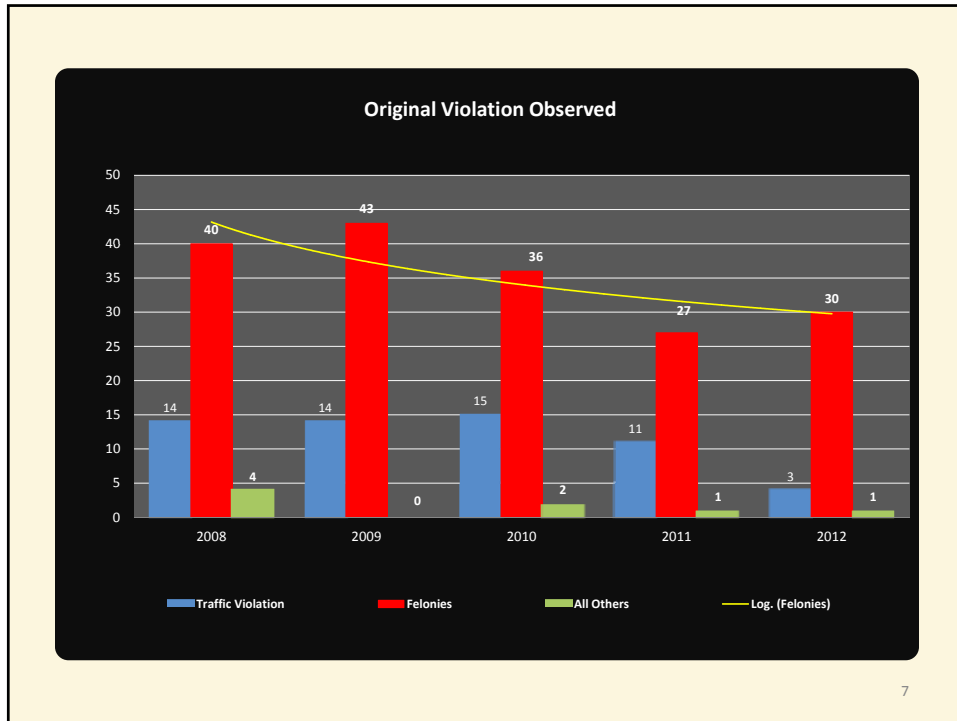
So How Many Pursuits?

Vehicular Pursuits: 2004 through 2012								
Total Number of Pursuits								
	2005	2006	2007	2008	2009	2010	2011	2012
Pursuits	254	50	51	58	57	53	39	34
# of Policy Revisions	3	0	0	0	2*	1**	0	1

5

Circumstances During the Pursuit:

Circumstances of Pursuit Conclusions	2007	2008	2009	2010	2011	2012
Description	%	%	%	%	%	%
Pursued driver voluntarily stopped	22%	22%	21%	25%	21%	29%
Forcible stop (P.I.T.)	12%	12%	11%	8%	18%	9%
Pursued vehicle involved in a collision (minus PIT)/disabled	14%	10%	14%	26%	21%	32%
Pursued vehicle escaped pursuing vehicles	4%	9%	9%	9%	3%	9%
% of discontinued by agency to the total # of pursuits	28%	21%	18%	32%	23%	18%



PURSUIT 📢

- An active attempt by an officer in an authorized emergency vehicle as defined by NRS 484B.700, to apprehend a suspect who is fleeing in a vehicle and attempting to avoid apprehension.

PURSUE

- WEBSTER DICTIONARY DEFINES PURSUE AS:
 - TO FOLLOW IN ORDER TO OVERTAKE, CAPTURE, KILL, OR DEFEAT

LVMPD PURSUIT POLICY

“The requirement for immediate supervisory authorization for a pursuit and on-going supervisory control is the cornerstone of the department’s pursuit philosophy”

LVMPD PURSUIT POLICY

- A pursuit will be conducted only for a violent felony or if the suspect presents a clear and immediate danger to the public.
- A pursuit will not be engaged for a property crime, minor traffic infraction or an occupied stolen vehicle unless the suspect presents the aforementioned clear and immediate danger to the public.

COURT CASES

- United States Supreme Court

(Sykes v. United States)

Fleeing from law enforcement in a vehicle
is a violent crime June 2011

- Duty to warn

DEVICES

- Tire Deflation Devices (Stop Sticks)

- Pursuit Prevention Device
- Pursuit Termination Device



IMPROPER STOP STICK DEPLOYMENT



[How NOT to deploy Spike Strips....wmv](#)

Precision Intervention Technique (PIT)

- PITs continue to be a very low percentage of the number of pursuits
- You cannot PIT per LVMPD policy in a SUV. That means the new Explorers are against policy, unless deadly force is authorized.

PIT will not be used

- unless the suspect demonstrates they are attempting to evade police and the elements necessary for an approved Vehicle Pursuit are present.

17

Use of Force

- **Ramming** is the use of a vehicle to intentionally hit another vehicle.
 - **Ramming is prohibited unless Deadly Force can be clearly articulated.**
- **Blocking** is the positioning of a police vehicle in the path of a suspect vehicle where contact between the vehicles is not anticipated.

Use of Force

- **Stationary Vehicle Immobilization Technique (Pinching)**
- **NO MARKED PATROL UNITS**
 - Is a containment tactic whose use is restricted for specialized units that are authorized and have received specialized Training. (CAT, ROP, Robbery, etc...)

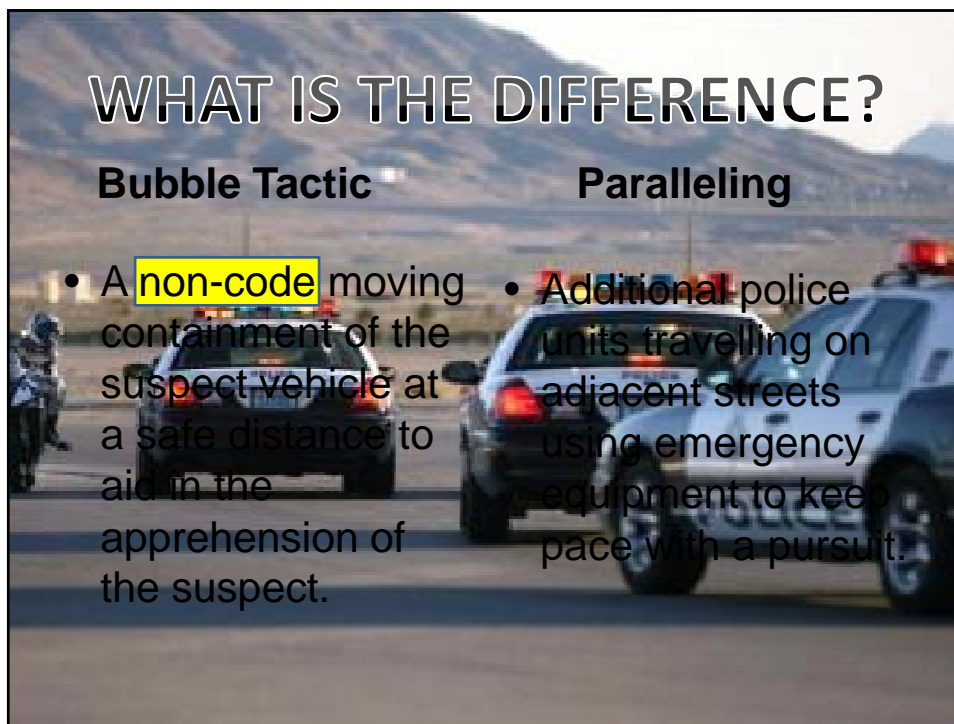
USE OF FORCE REPORT

- **Use of Force Blue Team Report is required when;**
- **Precision Intervention Technique (PIT)**
 - Declared over radio, attempted, or actual contact
- Blocking
 - When contact is made with occupied vehicle
- Stationary Vehicle Immobilization Technique (Pinching)
 - When contact is made with occupied vehicle
- Ramming is Deadly Force
 - Investigated by FIT and CIRT.


20

WHAT IS THE DIFFERENCE?

<h3>Bubble Tactic</h3> <ul style="list-style-type: none">• A non-code moving containment of the suspect vehicle at a safe distance to aid in the apprehension of the suspect.	<h3>Paralleling</h3> <ul style="list-style-type: none">• Additional police units travelling on adjacent streets using emergency equipment to keep pace with a pursuit.
--	--



AIR UNIT SURVEILLANCE MODE



SURVEILLANCE MODE



DISCONTINUE VS. TERMINATE

- The complete cessation of a pursuit by the decision of pursuing officers or supervisors - to include the discontinuance of visual contact of the pursued vehicle via turning at the first reasonable turn off of the primary street - and the return to routine operations.
- The finality of a vehicular pursuit due to either suspect apprehension, the crashing of the suspect's vehicle or suspect lost/evaded pursuing unit(s), and return to routine operation.

POST Pursuit Apprehension
Duty to Intervene



WHAT DOES IT MEAN?

Back off!

SET THE TONE

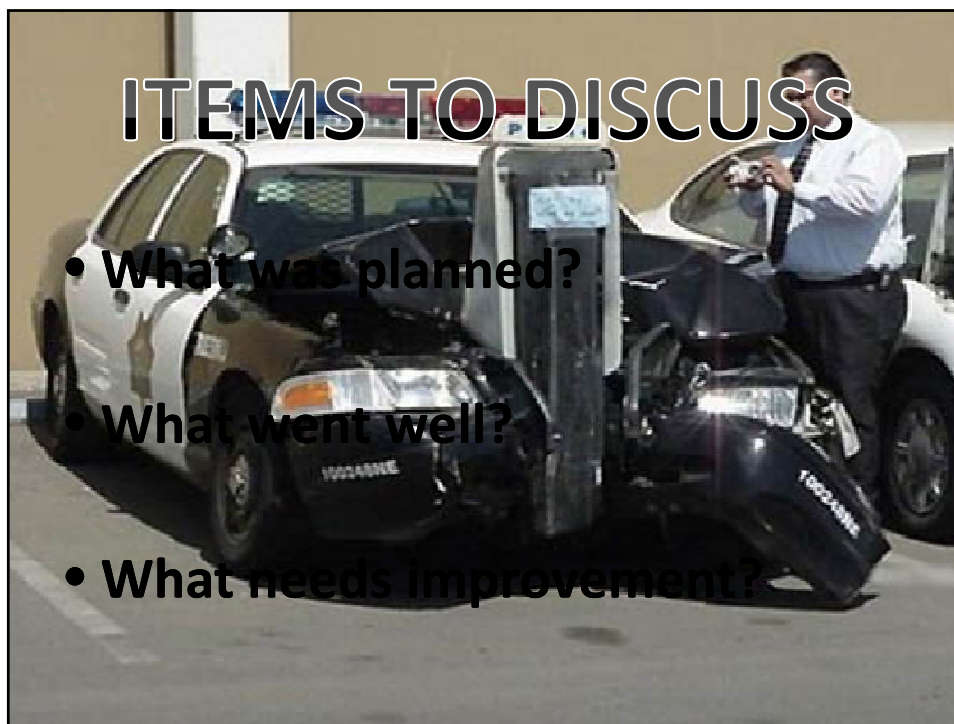
- No egos
- No hurt feelings
- It is not a critique
- Tact should be used
- Openness between rank
- Need to remain quiet
 - No sidebar discussion

27

FACTORS TO CONSIDER

1. What is the crime?
2. Need for immediate apprehension
3. Traffic and road conditions
4. Area of pursuit
5. Weather conditions
6. Alternatives available





NEAC PURSUIT

- Swing Shift (23:00)
- Double squad
- Listen to the audio
- Close your Eyes
- Place yourself in the position of the first line supervisor
- Should we terminate the pursuit, should we let it continue?



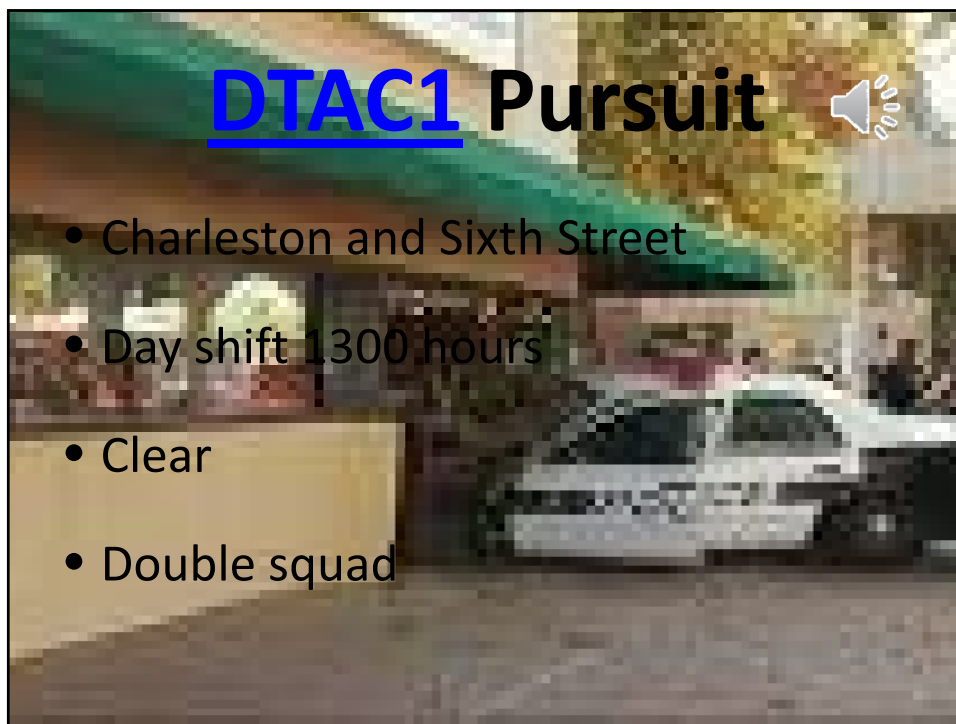
CCAC2 Pursuit 📢

- CCAC
- 0300 graveyard
- No adverse weather conditions
- Double squad night



BAC Pursuit 📢

- 804 Decatur
- Dayshift 0744
- No adverse weather conditions
- Double squad

A photograph of a white car parked on a street. The image is somewhat blurry and has a low-resolution, pixelated appearance. The text 'DTAC1 Pursuit' is overlaid in the top left corner, with 'DTAC1' in blue and 'Pursuit' in black. A speaker icon is to the right of the title. A list of bullet points is on the left side of the image.

DTAC1 Pursuit

- Charleston and Sixth Street
- Day shift 1300 hours
- Clear
- Double squad

A photograph showing a white car with its driver-side door open. A man in a green jersey is sitting in the driver's seat. Another man is standing outside the car, looking into the open door. The image is clear and shows more detail than the first one. The text 'NWAC Pursuit' is overlaid in the top left corner, with 'NWAC' in blue and 'Pursuit' in white with a black outline. A list of bullet points is on the left side of the image.

NWAC Pursuit

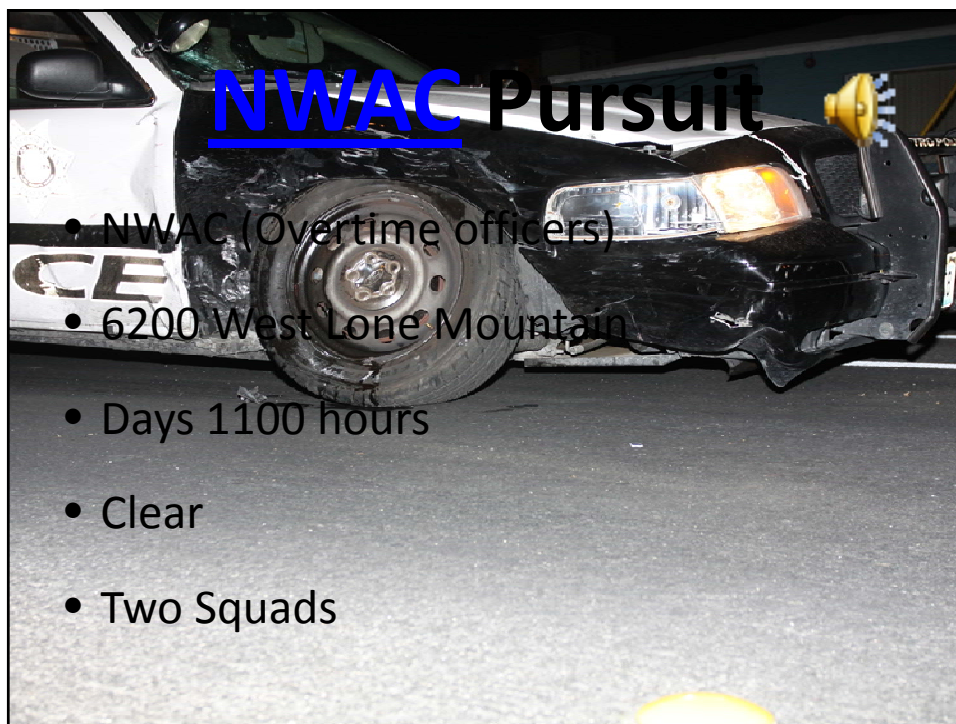
- Rainbow and Craig
- Graveyard 0145
- No adverse weather conditions
- Double squad

BAC2 Pursuit

- Vegas and Simmons
- Swings 1538
- No adverse weather conditions
- Double squad (Change of shift)

Resident Pursuit

- Laughlin
- Swings 1700 hours
- Clear
- One Squad



CCAC PURSUIT

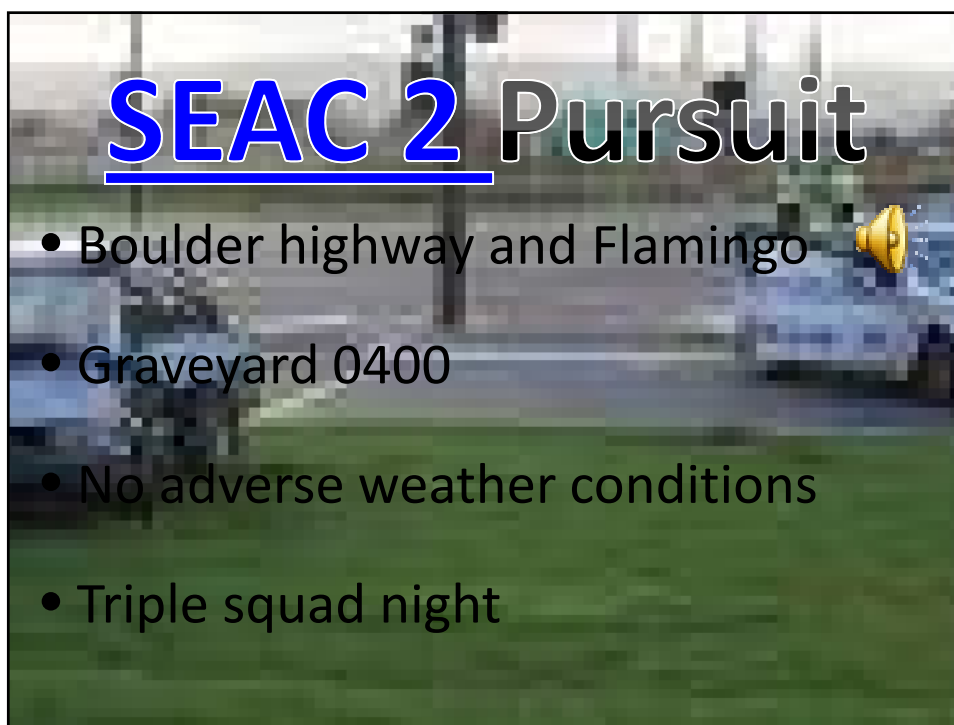


- Noon (12:00)
- Triple squad
- Listen to the audio




SEAC Pursuit

- Tropicana and US 95
- Day shift 1500 hours
- No adverse weather conditions
- Double squad



SEAC 2 Pursuit

- Boulder highway and Flamingo 
- Graveyard 0400
- No adverse weather conditions
- Triple squad night

CCAC Pursuit 📢

- Desert Inn & Paradise
- Graveyard 2345 hours
- Clear
- Triple Squad



BLUE TEAM PURSUIT REVIEW

1. Vehicle pursuit report process
2. Responsibilities
 - Approved?
 - How long does the review/approach take?
 - Pursuit review
 - ☐ Boxes

The screenshot shows the 'Incident Details' form in a web browser. At the top, there is a blue header with 'LVMPD Blue Team' and 'LOGON Instructions: P Number: LVMPD_NT\012345; Password: Network Password'. Below the header is a yellow 'Note' box with a warning icon: 'If you are called away from this PC for more than 60 minutes, you will be required to sign in again. To ensure that the information you are entering on this page is not lost, click the Next button to save it. You will then be able to edit/update the information when you return.' The form itself has several sections: 'Incident Type' with a dropdown menu and a 'Case No.' field; 'Date Received' with a date picker set to '11/29/2012'; 'Date of Occurrence' and 'Time of Occurrence' with their respective date and time pickers; and 'Address of Occurrence' with fields for Street #, Direction, Street Name, Street Type, Suite/Apt #, City, State/Province, Postal Code, Location of Occurrence, and Sector/Beat. At the bottom right of the form are 'Next >' and 'Cancel' buttons.

The screenshot shows the 'Summary of Incident' form in a web browser. It features a blue header with 'LVMPD Blue Team' and 'LOGON Instructions: P Number: LVMPD_NT\012345; Password: Network Password'. Below the header is a 'Track History' link. The main section is titled 'Summary of Incident' and contains a large text area with a character limit: '(9955 character limit, Characters remaining: 9957) Write your details of the pursuit'. Below the text area is a 'Save Changes' button with a dropdown arrow and the text '(save your changes, but remain on the page)'. A status message below the button reads 'Changes last saved at 7:16 AM'. At the bottom right of the form is a 'Next >' button. The footer of the page includes the text 'LT John Farris is signed in', 'BlueTeam version 4.1.7', and '©2001-2012 CI Technologies Corporation'.

The screenshot shows a web browser window with the address bar displaying a URL. The page title is 'LVMPD Blue Team'. The main content area is a form titled 'Vehicle Pursuit Details'. The form includes several sections with dropdown menus and checkboxes:

- Pursuit Information:** Includes fields for 'Reason Pursuit was Initiated', 'Time of Day of Pursuit', 'Duration in Minutes', 'Initial Location', 'Weather Conditions', 'Maximum Speed (MPH)', 'Pursuit Strategy', 'Type of Vehicle Pursued', 'Beginning Location', 'Ending Location', 'Agency Initiating Pursuit', 'Agency Ending Pursuit', and 'Event that Concluded Pursuit'.
- Officer Info:** Includes checkboxes for 'Officer used vehicle', 'Officer used', 'In-car camera used', and 'Officer used'. There are also fields for 'Officer ID' and 'Officer Name'.
- Additional Information:** Includes checkboxes for 'The pursuit was started', 'Officer used', 'Pursuit was justified', and 'Pursuit was within policy'. There are also fields for 'Amount of Damage (enter damage in the form of a dollar amount)' and 'In accident caused'.
- Property Damage:** Includes a dropdown for 'Type of Property Damage' and a field for 'Parties Involved'.
- Vehicle Details:** Includes fields for 'Suspect Vehicle', 'Police Vehicle', 'Pursued Vehicle', 'Property Damage', 'Other', and 'Officer Status'.

Pursuit Review Committee Awareness Report
Pursuit Start Location: Eastbound at Sahara Avenue / Teddy Drive (BAC)

Purpose:

The Pursuit Review Committee (PRC) has produced this report for supervisors to use as a means to lead discussions and deliver relevant training in a briefing setting, and for the agency to use as a management tool for follow-up discussions regarding pursuits. The purpose is to enhance performance by officers who may face similar circumstances in the future.

Synopsis:

On October 3, 2011, a robbery with deadly weapon occurred at the Super Pawn at 307 South Decatur Boulevard. A sergeant spotted the suspect vehicle driving eastbound on Sahara Avenue at Teddy Drive, and initiated lights and sirens. Dispatch continually updated the location of the B-pack for the sergeant.

Another officer took the primary and followed the suspect as he drove through an intersection at Palace Station Drive. The officer initiated a pursuit due to the nature of the call. The sergeant told the pursuing officer "not to let the suspect vehicle get onto the highway." The officer made several attempts to approach the suspect's vehicle at speeds between 30 to 35 mph. The suspect then accelerated onto Rancho Avenue at a high rate of speed (estimated at 70 mph). As the suspect slowed his vehicle to turn onto Teddy Drive, the officer attempted to PIT. While making contact with the vehicle, the suspect was able to get away.

The suspect turned onto Merritt Avenue, a dead-end street. As the suspect vehicle jumped the curb, the officer used his right front quarter panel to pin the suspect vehicle against the wall. Three suspects were apprehended after a foot chase.

Related procedures and practices to discuss or reaffirm:

- Supervisor in charge of the pursuit gave direction throughout event.
- PIT: Issues associated with performing a PIT maneuver on a car that is accelerating at the time of contact.
- Performing a PIT maneuver on a vehicle whose occupant was a robbery suspect carrying a deadly weapon.
- 6/014.00 *Vehicular Pursuit*

Guidelines

All After Action Reviews:

- Focus on PRC awareness report
- Determine what went well and what needs refinement
- Relate to Department Policy
- Subsequent squad training

47

Questions

